

## OTi DALI 150/220...240/1A0 D NFC IND L

OPTOTRONIC Intelligent Industry | – Dimmable DALI (non-isolated)



### Areas of application

- Linear lighting solutions for industry, storage areas and retail applications
- Installation in emergency lighting systems according to IEC 61347-2-13, appendix J
- Suitable for installation in emergency lighting systems according to EN 60598-2-22
- Suitable for luminaires of protection class I

### Product family benefits

- Fully programmable via T4T software (NFC, DALI Interface)
- Lifetime: up to 100,000 h (temperature at  $T_c = 75\text{ °C}$ , max. 10 % failure rate)
- High light quality: 1...100% amplitude dimming and <1% output ripple current
- Wide operating temperature range: -40...+65 °C
- High surge protection: up to 4 kV (L-N) / 4 kV (L/N-PE)
- Integrated inrush current limiter
- Very high efficiency (up to 96%)
- Fulfill safety requirement due to overload, overtemperature, Hot Plug protection



## Product datasheet

---

### Versatile scope of application due to OSRAM DALI Technology:

- Easy to use in corridors and restrooms because of three-level Corridor function
- Touch DIM application: easy to control via pushbutton or sensor
- Energy efficient Touch DIM operation due to automatic switch-off at sufficient residual light
- Suitable for emergency Installations (acc. to EN 60598-2-22 and IEC 61347-2-13, appendix J) thanks to DC detection (0 Hz, pulsating DC), on/off switchable
- Feedback of power consumption and operating hours (Fit for SMART GRID)
- Suitable for buildings according to EPBD/BREEAM/LEED due to automatic Constant Lumen Output setting
- Luminaire information for easy maintenance
- Advanced luminaire/driver data (power, energy, operating hours...) for analytics

---

### Product family features


- Line frequency: 0 Hz | 50 Hz | 60 Hz
- Versatile scope of application due to output power range of up to 150 W
- Supply voltage: 220...240 V
- Available with output current range: up to 1,000 mA
- Constant Lumen Output (CLO)
- Integrated customizable thermal management (Driver Guard)
- Non-isolated drivers
- DALI-2 certified (Part -101,-102 and -207)

## Technical data

### Electrical data

Nominal input voltage	220...240 V
Mains frequency	0...60 Hz
Input voltage AC	198...264 V
Input voltage DC	176...276 V
Current set	DALI / NFC / LEDset / Programmable
Total harmonic distortion	< 8 %
Power factor $\lambda$	> 0.98
ECG efficiency	up to 95 %
Device power loss	-
Power loss in stand-by mode	<0.2 W
Inrush current	5 A
Max. ECG no. on circuit breaker 10 A (B)	20
Max. ECG no. on circuit breaker 16 A (B)	32
Surge capability (L/N-Ground)	4 kV
Surge capability (L-N)	4 kV
Nominal output voltage	64...300 V
U-OUT (working voltage)	< 310 V
Nominal output current	250...1000 mA
Output current tolerance	$\pm 3$ %
Output ripple current (100 Hz)	< 1 %
Nominal output power	43...150 W
Galvanic isolation	Non isolated

### Dimensions & weight



Mounting hole spacing, length	415.0 mm
Product weight	306.00 g

## Product datasheet

Cable cross-section, input side	0.5...1.5 mm <sup>2</sup>
Cable cross-section, output side	0.5...1.5 mm <sup>2</sup>
Wire preparation length, input side	8.0...9.0 mm
Wire preparation length, output side	8.0...9.0 mm
Length	425.0 mm
Width	30.0 mm
Height	21.0 mm

### Colors & materials

Casing material	Metal
-----------------	-------

### Temperatures & operating conditions

Ambient temperature range	-40...+65 °C
Maximum temperature at tc test point	85 °C
Max.housing temperature in case of fault	110 °C
Temperature range at storage	-40...85 °C
Permitted rel. humidity during operation	5...85 % <sup>1)</sup>

<sup>1)</sup> Maximum 56 days/year at 85 %

### Lifespan

ECG lifetime	50000 / 100000 h <sup>1)</sup>
--------------	--------------------------------

<sup>1)</sup> At maximum  $T_c = 85^\circ\text{C}$  / 10% failure rate / At  $T_{\text{case}} = 75^\circ\text{C}$  at  $T_c$  point / 10% failure rate

### Additional product data

Encapsulated	No
--------------	----

### Capabilities

Programming interface	DALI, NFC, LEDset
Dimmable	Yes
Dimming interface	DALI / Touch DIM / Touch DIM Sensor
Dimming range	1...100 %
Dimming method	DALI / TouchDIM / TouchDIM Sensor
Constant lumen function	Yes
Overheating protection	Automatic reversible
Overload protection	Non-reversible
Short-circuit protection	Yes
No-load proof	Yes
Max. cable length to lamp/LED module	5.0 m
Suitable for fixtures with prot. class	I

## Product datasheet

Suitable for emergency lighting	Yes
Type of connection, output side	Push terminal
Number of channels	1

### Programmable features

Operating Current	Yes
Tuning Factor	Yes
Constant Lumen	Yes
Lamp Operating Time	Yes
Thermal Protection	No
Driver Guard	Yes
DALI Settings	Yes
Emergency Mode	Yes
Luminaire Info	Yes
Configuration Lock	Yes
Soft Switch Off	Yes
Dim to Dark	Yes
TouchDIM + Sensor	Yes
Corridor Functionality	Yes





### Certificates & standards

Approval marks – approval	CE / EL / ENEC 10 / VDE-EMC / CCC / RCM
Standards	Acc. to EN 61347-1/Acc. to EN 61347-2-13/Acc. to EN 55015/Acc. to EN 61547/Acc. to EN 61000-3-2/Acc. to EN 62384/Acc. to EN 62386
Type of protection	IP20







### Logistical data

Commodity code	850440829000
----------------	--------------

### Download Data

File	
	User instruction OPTOTRONIC LED Power Supply
	Product Datasheet Product datasheet OTI DALI 150 IND
	Certificates VDE EMC Certificate 40011668
	Certificates VDE ENEC Certificate 40038085

## Product datasheet

	Declarations of conformity EU Declaration of Conformity 3633294
	Declarations of conformity EATON(CEAG) Conformity declaration &nbsp;AM07662_OTi_DALI_150_220-240_1A0_D_NFC_IND_L
	Declarations of conformity INOTEC Conformity declaration AM07662_OTi_DALI_150_220-240_1A0_D_NFC_IND_L
	CAD data CAD data IGS OTI DALI 150D NFC IND L
	CAD data CAD data STEP OTI DALI 150D NFC IND L
	CAD data PDF CAD data PDF OTI DALI 150D NFC IND L

## Logistical Data

Product code	Product description	Packaging unit (Pieces/Unit)	Dimensions (length x width x height)	Volume	Gross weight
4052899559530	OTi DALI 150/220...240/1A0 D NFC IND L	Shipping carton box 20	447 mm x 160 mm x 101 mm	7.22 dm <sup>3</sup>	6319.00 g

The mentioned product code describes the smallest quantity unit which can be ordered. One shipping unit can contain one or more single products. When placing an order, for the quantity please enter single or multiples of a shipping unit.

## Data privacy

This OSRAM driver can be configured using the Tuner4TRONIC software. This requires registering on [www.myosram.com](http://www.myosram.com) and downloading the Tuner4TRONIC software from the Internet. The Tuner4TRONIC software enables users to access and view the operational data of a luminaire or driver via the corresponding programming interfaces. A password key (Config Lock) must be set up in the driver via the Tuner4TRONIC software in order to control which users can access and view operational data. Follow the instructions for password setup. To grant an external person or company rights to access or view operational data, you can assign password keys. In this case, however, you are responsible for ensuring that the third party concerned takes notice of the information described here. However, OSRAM can read out operating data from devices for maintenance and service purposes even when a password key has been assigned. In individual cases, OSRAM will also use its access rights in order to optimize or improve driver hardware and driver functions. In accordance with data privacy principles, any user of operating data (luminaire manufacturers, third parties with access rights) must ensure that personal data (e.g. name, address, location IDs) are only merged with the prior written consent of the person (end user) concerned. The respective user of the operating data is responsible for providing evidence of consent.

## Disclaimer

Subject to change without notice. Errors and omission excepted. Always make sure to use the most recent release.